



Heater

**25W / 50W / 100W /
150W / 200W / 300W**



2+1
YEAR
GUARANTEE



Australian Approval: N17821

Instruction version: 16/12/2015

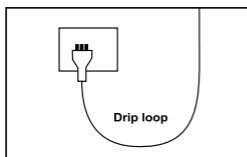
www.aquaone.com.au

Important Safeguards

To guard against injury, basic safety precautions should be observed, including the following:

1. Read and follow all safety instructions and important notices in these instructions as well as on the product itself.
2. This appliance is not intended for use by children or infirm persons without supervision. Young children should be supervised to ensure that they do not play with the appliance.
3. To avoid possible electric shocks, special care should be taken since water is employed in the use of aquarium equipment. For each of the following situations do not attempt repairs yourself. Return the appliance to an authorised service facility for service or discard the appliance.
 - a. If the appliance or any electrical component of the appliance (non-immersible equipment only) falls into the water or gets wet, do not reach for it. Unplug it and then retrieve it.
 - b. If the appliance shows any sign of abnormal water leakage, immediately unplug it from the power source
 - c. Carefully examine the appliance after installation. It should not be plugged in if there is water on parts which are not intended to be wet.
 - d. Do not operate the appliance if it has a damaged cord or plug, or if it is malfunctioning, or dropped or damaged in any manner.
4. A “drip loop” (see graphic) should be arranged for each cable connecting an aquarium to a power supply. The drip loop is the part of the cable below the level of the power supply. It prevents water travelling down the cable and coming into contact with the power supply. If the plug or the socket does get wet, do not unplug the appliance. Disconnect the fuse or circuit breaker that supplies the power to the appliance, then unplug and examine for presence of water in the socket.
5. Always unplug the appliance from the electrical outlet when not in use, before putting on or taking off parts, before any type of maintenance or cleaning.
6. Never yank the cable to pull it from the socket. Pull the plug carefully to disconnect.
7. Do not use the appliance for reasons other than the intended use. The use of attachments that are not recommended or sold by the manufacturer may cause the product to be unsafe. This is not recommended.
8. Do not install or store the appliance where it will be exposed to weather or temperatures below freezing.
9. Make sure any component mounted on a tank is securely installed before operating it.
10. Ensure input voltage is the same voltage as your local power supply.
11. If an extension cable is used it should have the proper rating. Care should be taken to arrange the cord so that it will not be tripped or pulled.
12. A G.F.C.I (Ground fault circuit interrupter) & surge protector is recommended for all electrical appliances.
13. Ensure your hands are dry when turning the power switch on/off and when inserting/removing the power cable from the socket.

14. If you are in any doubt about the electrical installation or safety of this product you must consult a qualified electrician.



For Guarantee Conditions, please refer to the Guarantee form that is enclosed with this instruction.

Before First Use / Preparation

Read and follow all the instructions, even if you feel you are familiar with the product and find a place to keep the instructions handy for future reference. Your attention is drawn particularly to the sections concerning "IMPORTANT SAFEGUARDS" and the "GUARANTEE CONDITIONS". Please ensure you retain your original purchase receipt in the event that guarantee service is required.

Carefully unpack the product making sure you keep all the packing material until all the parts of the product have been found and the product has been assembled.

This product was packaged in excellent condition in the factory. Should you find that the product is damaged, has been dropped, or malfunctions in any way, contact the retailer where the product was purchased, for inspection. Please ensure you retain your original purchase receipt in the event that warranty service is required.

Hints & Tips for Best Results

- Never remove the heater from the aquarium when it is turned on.
- Once installed, allow 10 to 15 min before turning the heater on, and allow the same amount of time before removing the heater from the aquarium.

Trouble Shooting

HEATER DOES NOT WORK

1. Ensure the plug is inserted correctly and the switch is in the on position.

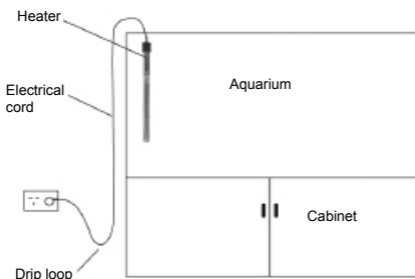
THE LED IS WORKING, BUT THE HEATER IS NOT HEATING THE AQUARIUM

1. Check that the Dial is set on the desired temperature.
2. Double check the thermometer. Use a second one.
3. Ensure the thermometer is not near the heater. Relocate the thermometer to the opposite end of the aquarium.
4. Return the unit to the place of purchase for further inspection.

THERE IS WATER INSIDE THE HEATER

1. Turn the power off at the main power supply, unplug the unit and remove it from the aquarium. If the unit is still under guarantee return it to the place of purchase for further inspection, Otherwise cut the cord and dispose of sensibly

Positioning the Heater



Goldfish/Koi	N/A
Tropicals	25 - 26 °C
Cichlids	25 - 26 °C
Discus	27 - 28 °C
Saltwater	25 - 26 °C

Step by step guide

1. Select the proper wattage heater for your aquarium. Normally 1 watt will heat 1 litre of water. For example a 200W heater is required for a 180 to 200L aquarium.
2. Position the heater in the aquarium. The best position is near a strong water flow. The outlet of a power filter is ideal.
3. The heater should not come in contact with the gravel or substrate. This may cause a hot spot on the glass and cause the heater to crack.
4. Use the suction caps provided to fasten the heater to the aquarium. Suction caps should be positioned on the top third of the heater not on the heating element.
5. Do not plug the heater in unless submersed in water. Always allow 10-15 minutes for the heater to acclimate to the aquarium temperature before plugging the unit in.
6. Plug the power cord into the power socket and arrange a "drip loop" (see diagram above) and turn on.
7. To set the heater, use the purple control knob at the top of the heater to adjust to the desired temperature. Continue turning the knob until the preferred temperature is displayed in the window on the front of the heater. A light will come on when the heater is working, It will switch off when it reaches the set temperature.
8. Confirm your set temperature with an accurate thermometer. The thermometer should be placed at the opposite end of the aquarium to the heater. A small variation between the heater's set temperature and the thermometers reading is normal.

Important tips

1. Always disconnect the heaters power supply prior to working on the aquarium.
2. If removing the heater from the aquarium, turn it off at the power supply, wait 10-15 minutes to allow it to cool, and then remove it from the aquarium.
3. If the heater is cracked and/or has moisture inside it, turn the power off at the main power supply, unplug the unit and remove it from the aquarium. If the unit is still under guarantee return it to the place of purchase for further inspection, Otherwise cut the cord and dispose of sensibly.
4. A surge protector is recommended for all aquarium appliances.
5. Do not operate your Aqua One heater when it is not submerged in water.
6. The water level must be maintained at the minimum water level line at all times.
7. For indoor use only.

Aqua One - Guarantee 2 + 1 Year

The additional 1 Year **Extended Guarantee** applies when you REGISTER **online** with Aqua One. Register your Extended Guarantee at www.aquaone.com.au

About this Guarantee

The Manufacturer or Distributor, of Aqua One goods, is collectively known herein as "Aqua One". Please refer to contact details for Aqua One below or on the applicable Aqua One website. Any product that is covered by its own Guarantee (as enclosed with the product) is subject to the conditions of that Guarantee.

Australian Guarantee

Important note: This guarantee applies in addition to the guarantees, rights and remedies conferred by the Australian Consumer Law and other applicable Commonwealth, State and Territory legislation. The guarantee does not exclude, affect or limit those guarantees, rights or remedies, except to the extent that their application may lawfully be excluded or limited.

In particular, our goods come with guarantees that cannot be excluded under the Australian Consumer Law. You are entitled to a replacement or refund for a major failure and for compensation for any other reasonably foreseeable loss or damage. You are also entitled to have the goods repaired or replaced if the goods fail to be of acceptable quality and the failure does not amount to a major failure.

International Guarantee

The benefits given to the purchaser, under Guarantee, are in addition to all other statutory rights and remedies which the purchaser has in respect of goods under legislation in the applicable country of purchase. This Guarantee shall not affect any such rights and should be read subject to such legislation.

1.0. Terms and Conditions of Guarantee.

1.1. Aqua One warrants to the purchaser, for 2 Years from date of original purchase, to repair or replace goods where fault is found due to defective materials or faulty workmanship and where goods do not operate in accordance with the instructions.

1.2. All claims for repair or replacement must be made at place of purchase.

1.3. The original and dated Proof of Purchase (receipt) must be supplied with all goods claims. Please also provide this Guarantee where possible.

1.4. The Guarantee covers the Aquarium against gluing breakdown resulting in leakage.

1.5. All goods subject to claim under Guarantee should be prepared for transportation in the original packaging or other comparable packaging which offers the same degree of protection.

1.6. Where goods are repaired or replaced under Guarantee, these goods are Guaranteed for the remainder of either the original Guarantee or Extended Guarantee period.

1.7. Where claims on inspection reveal goods are in normal working order, Aqua One will request reimbursement of all reasonable costs incurred.

2.0. Other Terms and Conditions – Extended Guarantee

2.1. The Extended Guarantee period is for an additional 1 Year and commences on expiration of the standard guarantee period.

2.2. Application for Extended Guarantee is FREE of any registration cost to the purchaser on completion of the Extended Guarantee questionnaire which is found on the applicable Aqua One website (refer below).

2.3. Upon receipt and acceptance of the questionnaire, Aqua One will forward (by way of email) a Certificate of Extended Guarantee to the purchaser.

2.4. For more information on how we collect, hold, use and disclose personal information provided to us, please refer to our Privacy Statement on the Aqua One websites or write to our Privacy Officer, in your country of purchase.

2.5. Where Aqua One determines goods are being used in a manner contrary to the instructions, specifications or this Guarantee, Aqua One reserves the right to terminate Extended

Aqua One - Guarantee 2 + 1 Year

Guarantee for such goods and will provide written notice to the purchaser.

3.0. Exclusions and Limitations

Where permitted by local law, the following exclusions and limitations apply in regard to Guarantee:

3.1. Goods claims where fault is due to, but not limited by a) misuse b) neglect c) abuse d) fire or flood e) normal wear and tear f) accidental breakage g) Acts of God h) mains voltage fluctuation or supply problems i) connection to any voltage other than what is stated on the rating plate j) modification or tampering to electrical cord or plug, k) vermin, insects or foreign object l) liquid spillage or submersion of goods not designed to sustain such use or duress.

3.2. Where inspections reveal goods are in normal working order including where noise or vibration is consistent with normal goods operation.

3.3. Attempted repairs or modifications by unauthorised persons, including but not limited to the drilling of holes in the aquarium glass by unauthorised persons.

3.4. Where the goods factory rating plate has been removed, altered, damaged or is rendered illegible.

3.5. Where goods are not installed, operated or maintained in accordance with Aqua One's goods instructions, specifications or this Guarantee.

3.6. Replacement or repair of worn consumables or replacement of lost goods, parts or components.

3.7. Costs associated with goods transportation, removal, installation, postage or cost of insurance.

3.8. Any damage incurred whilst installing, transporting or moving the goods.

3.9. Subject to certain local statutory rights and obligations to the contrary, and this guarantee shall not affect those rights or obligations, where, to the full extent permitted by law: 1. all express and implied warranties and conditions under statute or general law, are expressly excluded and Aqua One, where permitted, will limit liability as follows and at Aqua One's option to: in regard to goods either a) the replacement of goods or supply of equivalent goods b) the repair of goods or the cost of replacing the goods or of acquiring equivalent goods OR in regard to services either c) the re-supply of services d) the cost to re-supply services. 2. Aqua One will not be liable for any loss or damage, including consequential loss or damage either directly or indirectly, or for any incidental expenses, of any kind, and in any way whatsoever.

The additional 1 Year Extended Guarantee applies when you REGISTER online with Aqua One. Register your Extended Guarantee at

www.aquaone.com.au

(1) Consumables include items such as filter media/cartridges, impellers and shafts.



Aqua One may be contacted in:

Australia
Kong's (Aust.) Pty. Limited
PO Box 863, Ingleburn
1890 NSW Australia
www.aquaone.com.au

Hong Kong
Kong's Aquarium Supplies Co., Ltd
No 31, 3/F Thriving Industrial Centre
26-38 Sha Tsui Road, Tsuen Wan,
Hong Kong
www.aquaone.co.hk

New Zealand
Kong's (NZ) Limited
PO Box 15 - 183, Tauranga
3015 New Zealand
www.aquaone.co.nz

United Kingdom
Kong's (UK) Limited,
C/O Aqua Pacific UK Ltd.
PO Box 268
Romsey Hampshire, SO51 0WW
United Kingdom
www.aquaone.co.uk

	Correct Disposal of this product
	<p>This marking indicates that this product should not be disposed with other household waste throughout the EU. To prevent harm to the environment or human health from uncontrolled waste disposal, recycle it responsibly to promote the sustainable reuse of material resources. To return your used device, please use the return and collection systems or contact the retailer where the product was purchased. They can take this product for environmental safe recycling.</p>

**This page has been intentionally
left blank.**



Manufactured in China.
Designed in Australia by Aqua One.
Aqua One and *Aqua One Inspiring
Excellence in Fish Care!* are registered
trademarks or trademarks.

www.aquaone.com.au