

# FEEDING SCHEDULES

**CULTURED SOLUTIONS.**  
PREMIUM HYDROPONIC NUTRIENTS

## DILUTION GUIDELINES

- Recommended nutrient dosages are in mL/gal and should be used as a base line.
- Adjust as needed to suit your crop's specific needs. Factors such as: growing medium, temperature, humidity, plant varieties, root volume, moisture percentage in substrate, irrigation methods, etc. should be considered.
- To increase target EC always add equal amounts A/B.
- Increasing Coco Cal dilution rate will result in a higher PPM/EC outcome than suggested on chart.
- Recommended starting pH for source water should be 6.5-7.5.
- Recommended starting EC for source water should be 0-20ppm. Use Reverse Osmosis as needed to achieve this target.
- Nutrients should be added in the sequence shown on the feeding schedule. **Adjust pH last.**
- When running longer day flowering plants add weeks by repeating week 5 for each additional week.



## RE-CIRCULATING HYDRO UNDER CURRENT®, DWC/RDWC, AEROPONICS, NFT

PLANT STAGE	VEG				BLOOM								FLUSH	
	1	2	3	4	1	2	3	4	5	6	7	8		2-3DAYS
UC ROOTS	2-5	2-5	2-5	2-5	2-5	2-5	2-5	2-5	2-5	2-5	2-5	2-5	2-5	5-10
COCO CAL	1-2	1-2	1-2	1-2	1.5-3	1.5-3	1.5-3	1.5-3	1.5-3	1.5-3	1.5-3	1.5-3	1-2	
VEG A	0.5	1	2	2.5										
VEG B	0.5	1	2	2.5										
BLOOM A					3.5	4.5	6	6	7	6	4	3		
BLOOM B					3.5	4.5	6	6	7	6	4	3		
BUD BOOSTER MID					0.5	1.5	2	3	3.5	3	2	1.5		
PPM 500	100	175	300	325	425	500	600	650	700	650	450	400	0-100	
PPM 700	140	245	420	455	595	700	840	910	980	910	630	560	0-100	
EC	0.2	0.4	0.6	0.7	0.9	1.0	1.2	1.3	1.4	1.3	1.3	0.8	0-0.1	
pH	6.3	6.2	6.1	6.0	6.0	6.0	5.9	5.9	5.9	5.8	5.8	5.8	5.8	
TEMP	72	70	70	68	68	68	68	68	68	68	66	64	64	

## INJECTION RATIOS

FOR FERTIGATION AND PROPORTIONAL MIXERS

mL/gal	Injection Rate
1	1 : 3840
2	1 : 1920
3	1 : 1280
4	1 : 960
5	1 : 770
6	1 : 640
7	1 : 550
8	1 : 480
9	1 : 430
10	1 : 385

## DRAIN TO WASTE ROCKWOOL, COCO, PRO-MIX & SOILLESS

PLANT STAGE	VEG				BLOOM								FLUSH	
	1	2	3	4	1	2	3	4	5	6	7	8		9
UC ROOTS	1-3	1-3	1-3	1-3	1-3	1-3	1-3	1-3	1-3	1-3	1-3	1-3	1-3	5-10
COCO CAL	2.5	2.5	2.5	2.5	3	3	3	3	3	3	3	3	1-3	
VEG A	3	4	5	6										
VEG B	3	4	5	6										
BLOOM A					7	8	8	9	9	8	6	4		
BLOOM B					7	8	8	9	9	8	6	4		
BUD BOOSTER MID					1	2	4	6	9	10	9	8		
PPM 500	350	450	550	600	650	750	850	950	1050	1000	700	500	0-100	
PPM 700	490	630	770	840	910	1050	1190	1330	1470	1400	980	700	0-100	
EC	0.7	0.9	1.1	1.2	1.3	1.5	1.7	1.9	2.1	2.0	1.4	1.0	0-0.1	
pH	6.1	6.0	5.9	5.9	5.8	5.8	5.8	5.8	5.8	5.8	5.7	5.7	5.7	


## GENERAL GUIDELINES

- Shake well before use.
- Do not combine any products in undiluted form.
- Use clean measuring instruments - do not put anything into the bottle.
- Store closed in original packaging at a temperature between 45°F and 85°F.

## USEFUL CONVERSIONS

1 tsp = 5mL
1 tbsp = 15mL
1 oz = 30 mL
1 qt = 946 mL
1 gal = 3,785 L
1 gal = 120 oz

Interactive Nutrient Calculators @  
[cch2o.com/nutrient-calculators/](http://cch2o.com/nutrient-calculators/)



# CCH2O GENERAL RECOMMENDATIONS

Plant Growth Stage	Lateral Branching/Leaf Structure				Flower Set/Formation			Flower Stacking/Building			Flower Maturation/Ripening		Flush
	Rooted Cutting	2	3	4	1	2	3	4	5	6	7	8	
Weeks	1	2	3	4	1	2	3	4	5	6	7	8	2-3 Days
Day Temp (F°)	82°	82°	80°	80°	80°	78°	76°	76°	74°	73°	73°	70°	64°
Night Temp (F°)	70°	70°	70°	70°	68°	66°	64°	64°	62°	61°	61°	60°	60°
Day Relative Humidity (%)	75%	70%	60%	60%	60%	55%	55%	55%	50%	50%	45%	40%	35%
Night Relative Humidity (%)	60%	55%	45%	45%	45%	40%	40%	40%	35%	35%	35%	30%	25%
pH	6.2	6.1	6.1	6.0	6.0	6.0	5.9	5.9	5.9	5.8	5.8	5.8	5.8
EC	0.2	0.4	0.6	0.7	0.9	1.0	1.2	1.3	1.4	1.3	0.9	0.8	0-0.1
CO2 (ppm)	1000	1250	1500	1500	1400	1300	1200	1100	1000	900	800	300	300
Water Temp (F°)	72°	70°	70°	68°	68°	68°	68°	68°	68°	68°	66°	64°	64°



## ENVIRONMENTAL CONSIDERATIONS

For best results, all aspects of the grow space should be optimized including: day and night temperatures, humidity, light levels, CO2 and air movement. Refer to the chart above for specific environmental parameters.



## NUTRIENT SOLUTION TEMPERATURE

Maintain nutrient solution temperatures between 66° – 72°. This will allow for the highest levels of dissolved oxygen, discourage proliferation of harmful bacteria and ensure explosive root growth.



## TOP-OFF RESERVOIR

Use a top-off reservoir to maintain consistent water levels in your hydroponic system. The top-off can be used for nutrient/pH steering or rapid nutrient change outs.



## NUTRIENT CHANGE-OUTS

Full nutrient change outs are beneficial every 7-14 days. If pH levels become unstable or nutrient levels start to rise this may be a good indication to do a full or partial nutrient change out.



## ADJUSTING pH & EC/PPM

Use one of the following methods for pH and EC/ppm adjustments. Stay within our recommended pH and EC/ppm ranges for each week of veg and bloom.



Adding organics, sugars, bacteria, and enzyme products have shown to promote biofilms which destabilize pH and require more frequent nutrient change outs.



## 1 TOP-OFF RESERVOIR

Using a top-off reservoir makes it easy to follow weekly feeding schedules. The top-off reservoir should have a similar nutrient concentration to what's in your hydroponic system or the following weeks nutrient schedule.



## 2 NUTRIENT DOSER

When implementing nutrient dosing or fertigation equipment be sure to consult your equipment manufacturer for the proper concentration ratios.



## 3 SYSTEM ADD-BACK

Adding concentrated pH adjusters or nutrients directly to your hydroponic system may result in extreme plant/root shock. Dilute desired add-back concentrates into a volume of water before slowly adding into your hydroponic system.












**Use UC ROOTS to Remove and Prevent Mineral Deposits in Hydroponic Systems, Substrate and Irrigation Equipment — Safe for All Plant Stages**

# DRAIN TO WASTE

Rockwool, Coco, Pro-Mix & Soilless

More Info @ [cch2o.com](http://cch2o.com)



ML PER GALLON	VEG				BLOOM								FLUSH	
	1	2	3	4	1	2	3	4	5	6	7	8	9	
 UC ROOTS	0.25	0.25	0.25	0.25	0.25	0.25	0.25	0.25	0.25	0.25	0.25	0.25	0.25	5-10
 COCO CAL	2-4	2-4	2.5-5	3.5-7	3.5-7	3.5-7	4-8	4-8	3-6	3-6	3-6	2-4		
 VEG A	2	3	5	7										
 VEG B	2	3	5	7										
 BLOOM A					7	10.5	16	15	15	12	12	6		
 BLOOM B					7	10.5	16	15	15	12	12	6		
 BUD BOOSTER- EARLY					1.75	3.5	4							
 BUD BOOSTER- MID								5	3	3	3	2		
 BUD BOOSTER- LATE											1/4 TSP.	1/4 TSP.		
PPM (500 SCALE)	250	350	600	800	950	1200	1350	1350	1250	1150	1050	450	0-100	
PPM (700 SCALE)	350	490	840	1120	1330	1680	1890	1890	1750	1610	1470	630	0-100	
EC	0.5	0.7	1.2	1.6	1.9	2.4	2.7	2.7	2.5	2.3	2.1	0.9	0-0.1	
TARGET PH	6.1	6	5.9	5.9	5.8	5.8	5.8	5.8	5.8	5.8	5.7	5.7	5.8	

## USEFUL CONVERSIONS

1 TSP = 5 mL

1 TBSP = 15 mL

1 OZ = 30 mL

1 QT = 946 mL

1 GAL = 3.785 L

1 GAL = 128 OZ

\*\*Application rates may vary based on specific nutritional needs.



Clean, pH Stable,  
Concentrated



# CULTURED SOLUTIONS®

PREMIUM HYDROPONIC NUTRIENTS

# RE-CIRCULATING HYDRO


Under Current®, DWC/RDWC, Aeroponics, NFT

More Info @ [cch2o.com](http://cch2o.com)



ML PER GALLON	VEG				BLOOM								FLUSH	
	1	2	3	4	1	2	3	4	5	6	7	8	2-3DAY	
UC ROOTS	2-5	2-5	2-5	2-5	2-5	2-5	2-5	2-5	2-5	2-5	2-5	2-5	2-5	5-10
COCO CAL	1-2	1-2	1-2	1-2	1.5-3	1.5-3	1.5-3	1.5-3	1.5-3	1.5-3	1.5-3	1.5-3	1-2	
VEG A	0.5	1	2	2.5										
VEG B	0.5	1	2	2.5										
BLOOM A					3.5	4.5	6	6	7.5	6	4.5	3		
BLOOM B					3.5	4.5	6	6	7.5	6	4.5	3		
BUD BOOSTER- EARLY					0.5	1.5	1.5							
BUD BOOSTER- MID								3	1.5	1.5	1.5	1		
BUD BOOSTER- LATE													1/8TSP.	1/8TSP.
PPM (500 SCALE)	100	175	300	325	425	500	600	650	700	600	450	400	0-100	
PPM (700 SCALE)	140	245	420	455	595	700	840	910	980	840	630	560	0-100	
EC	0.2	0.35	0.6	0.65	0.85	1	1.2	1.3	1.4	1.2	0.9	0.8	0-0.1	
TARGET PH	6.3	6.2	6.1	6	6	6	5.9	5.9	5.9	5.8	5.8	5.8	5.8	
SOLUTION TEMP	72	70	70	68	68	68	68	68	68	68	66	64	64	

## GROWLINK NUTRIENT DOSING SYSTEM



Automatically Maintain pH and PPM/EC Levels



Pre-Programmed Weekly Cultured Solutions® Feeding Schedules



# CULTURED SOLUTIONS®

PREMIUM HYDROPONIC NUTRIENTS